

POWERCruise



#90

8TH – 11TH SEPTEMBER 2022

QUEENSLAND RACEWAY, IPSWICH

EVENT GUIDE

WWW.POWERCruise.COM

Proudly Supported By



Mc1Kern

Powercruise Promotions Pty Ltd
PO Box 471 Paradise Point Qld 4216
0407 172 413

Contents

1. SO YOU WANNA COME TO POWERCRUISE AS AN ENTRANT	4
a) Getting An Entry Form – Where To Find Them	4
b) Completing & Posting The Entry Form	4
c) Receiving Confirmation Of Your Entry To Powercruise	4
d) Receiving Your Powercruise Entrant Letter	4
2. GETTING TO POWERCRUISE	4
a) How To Get To Powercruise At Queensland Raceway	4
b) Your First Stop When You Arrive – The Accreditation & Safety Inspection Office	4
c) Pre-Purchased Items with your Entry	5
3. CAR SAFETY CHECK / SAFETY INSPECTION	5
a) All Entrant vehicles must be Safety Inspected before being given access to the racetrack.	5
b) Extra Safety Inspection For Competition Event Vehicles	6
c) Roll Cage Rules and Information	6
4. PAPERWORK DONE, STICKER AND ARMBANDS DONE, SAFETY DONE	6
a) What Next?	6
5. COMPULSORY DRIVERS BRIEFING	6
a) Compulsory Drivers Briefing for ALL Drivers	6
6. YOU'RE ALL SET TO GO.....WHAT WOULD YOU LIKE TO DO FIRST?.....	7
a) Options.....Options.....Options	7
7. TIME TO HIT THE RACETRACK.....	7
a) How The Powercruise Sessions Work	7
b) Marshalling for Competition Events.....	7
8. WHAT HAPPENS IF I DO THE WRONG THING ON THE TRACK?	7
a) Rules Are Rules	7
b) One Chance Rule	8
9. OFFICIAL RULES FOR CRUISE SESSIONS & COMPETITION EVENTS.....	8
a) Powercruise Cruise Session	8
b) Powerskid Competition	9
c) Off-Street Racing Competition	9
d) Burnout Competition	10
e) Drifting Competition	11
f) Half Hour Of Power (<i>Refer to the program if this event is scheduled</i>).....	11
g) Dyno Shootout (subject to attendance)	11
h) Show And Go.....	11
10. CARPORTS AND GARAGES	11
11. VIP ENTRY (IF AVAILABLE).....	12
12. ENTRANTS CAMPING	12
13. TERMS AND CONDITIONS OF ENTRY	12
14. CANCELLED ENTRIES	14
15. DECLINED ENTRIES.....	14
16. SPECTATOR TICKETING AND CAMPING.....	14

a) Where To Get Tickets	14
17. PASSENGER ARMBANDS	15
18. TYRE CHANGING FACILITIES	15
19. FUEL.....	15
20. ALCOHOL.....	15
a) Powercruise IS an Alcohol-Free Event.....	15
b) 0.00 Blood Alcohol Limit for ALL Drivers	15
21. POWERCRUISE MERCHANDISE.....	16
a) The Coolest Car Show Apparel on The Planet.....	16
b) EFTPOS	16
22. FEEDBACK	16
23. NOT PERMITTED AT POWERCRUISE	16
24. POWERCRUISE #86 PRIZE MONEY AND TROPHY LIST	17
25. MAPS AND DIAGRAM	19
a) QLD MAP	19
b) Marshalling Map	19
c) Venue Map	20
d) Roll Cage Padding Diagram.....	21



1. SO YOU WANNA COME TO POWERCRUISE AS AN ENTRANT

a) Getting An Entry Form – Where To Find Them

Powercruise Entry Forms are available at number of convenient locations.

1. Online at www.powercruise.com and

2. At many car festivals and events all around Australia.

b) Completing & Posting The Entry Form

Firstly, you must complete an entry form and be accepted before you can be an Entrant at Powercruise. You can either Pre-Enter into Powercruise for a discounted price or you can enter on the day at the full Entry Fee Price.

Your Powercruise Entry Form **MUST** be filled out correctly with legible handwriting (nothing worse than trying to read Egyptian) so we have the correct details about you as the Entrant & your vehicle. You must also send a clear photo of the entered vehicle even if you've been to a previous Powercruise event. Once you have filled out the Entry Form in full, **POST / MAIL** it to Powercruise Promotions Pty Ltd, PO Box 471 Paradise Point QLD 4216 along with full payment. Entry forms must be fully completed with both the driver and vehicle details, we cannot accept incomplete forms. Entries will not be accepted until full payment has been received. Any bounced cheques will incur a \$10 dishonoured fee.

We now also offer online entries with credit card payment for most events. The online entry form is available at www.powercruise.com just select your country and state. Complete all fields on the online form; enter your credit card details into the payment section and press submit. Payment is via Credit Card, Visa & MasterCard only. If your credit card is declined your Entry will not be submitted. You will receive an automated tax invoice by email after submitting your form, and your official Entrant Confirmation Letter will follow a few days later. Entries will not be accepted until full payment has been received and you have supplied all necessary information including vehicle photos. If you do not supply photos with your entry, or the photos were not a true indication of the cars appearance we reserve the right to decline your entry on the day.

c) Receiving Confirmation Of Your Entry To Powercruise

For Online Entries, once your **Entry Form & Payment** has been received and processed, the Powercruise Website will immediately email you a Tax Invoice with confirmation letter attached to the email address you used on your entry for to secure your place at the Wildest Cruisin Car Show in OZ. The email is automated and generally sends within an hour after you enter online. For mailed Entries, processing can take up to 7 days before your confirmation is emailed.

d) Receiving Your Powercruise Entrant Letter

Powercruise Entrants will receive their e-mailed Entrant Letter before the event starts. On the email will be your entrant's letter. **IMPORTANT - DO NOT LOSE THIS INFORMATION & BRING IT WITH YOU TO POWERCRUISE**

2. GETTING TO POWERCRUISE

a) How To Get To Powercruise At Queensland Raceway

Queensland Raceway is located approximately 50km west of Brisbane on the outskirts of Ipswich and close to Amberley Air force base, home of the F1-11. It is part of the Ipswich City Council Motorsport precinct. The precinct is located off the Cunningham Highway on Champions Way, approx 22Km from the Ipswich Motorway on the way to Warwick.

b) Your First Stop When You Arrive – The Accreditation & Safety Inspection Office

First things first, all entrants need to go through the Accreditation and Safety Inspection process, which will be located at the Willowbank Raceway Carpark (the drag strip), just take the 2nd left off Champions Way. Here we will check all of your paperwork, your driver's licence and this is the only place where entrants can collect their armbands and vehicle stickers.

Powercruise Safety Inspection Staff will be outside the Accreditation Office inspecting cars in the line up, all entered vehicles must be inspected before they will be allowed to drive on the track, if you are unsure of what we check in the Safety Inspection please check the Powercruise Website, and the Safety Inspection Section in this Event Guide. Once you have received your entrant armband and vehicle stickers, they must remain on for the duration of the event. Once you have been through Accreditation and Safety Inspection you are OK to head on in and set up for the big day, You only need to go through Accreditation and the Safety Inspection once, so you do not need to come back again unless you have a problem or questions. If you are unsure of anything please speak to the Powercruise Staff at the Accreditation Office.

If you are entering "on the day", please queue up, be patient and await the Powercruise staff directions.

If you are a VIP Entrant, please follow your personalised directions on your VIP letter.

Accreditation Office & Safety Inspection Hours

Willowbank Raceway Car Park -	Thursday	8 th September	12 noon to 10pm
Willowbank Raceway Car park -	Friday	9 th September	8am to 8pm
Queensland Raceway Gate 2 -	Saturday	10 th September	8am to 5pm
Queensland Raceway Gate 2-	Sunday	11 th September	8am to 10am

If you are in the process of renewing your licence or awaiting a replacement at the time of the event, you must have Photo ID and Proof of Licence renewal with you on the day to satisfy our ID and Licence Requirements, if this applies to you please call before the event to ensure you bring everything we need to see on the day.

Once you have received your armbands & vehicle stickers DO NOT REMOVE THEM for any reason, all armbands are waterproof, you can shower with them on and they do not come off easily. Any tampered stickers or armbands are void with no refunds. If for any reason you think your armband or stickers may come off, see the staff at the accreditation office immediately. As an entrant, your wristbands and stickers are your responsibility.

c) Pre-Purchased Items with your Entry

If you have Pre-Paid for any Crew/Spectator Passes, these will be given to you at the Accreditation Office on the day when you arrive to register. We do not mail these out in advance and only you as the entrant that purchased these tickets can pick them up.

If you have purchased a Pit Lane Carport or Garage, your Pit Lane Access Sticker/s and allocation map will be given to you when you register at the accreditation office, please read information below on support vehicles.

3. CAR SAFETY CHECK / SAFETY INSPECTION

a) All Entrant vehicles must be Safety Inspected before being given access to the racetrack.

Once the Accreditation is all done, the Powercruise Safety Inspector will want to have a look at your car and check a few things for safety. Once your car has been passed, you will receive a SAFETY INSPECTED PASSED sticker which will be added to your official Entrant sticker. This means your car now has access to Barbagallo Raceway to participate in the Powercruise track activities.

Cars entered into Powercruise must be in a good presentable standard, Powercruise is a car show after all, this means cars need to be complete inside and out (includes bonnets, front & rear bumper bars and presentable interior), and be fully painted (no undercoat). Any cars that don't meet these standards may either be declined or declined from cruising and limited to the competitive events only. Acceptance is at the promoter's discretion, if you are unsure if your car meets the standards please read the information below or submit images to the Powercruise office prior to the event. It is the entrant's responsibility to ensure your car meets or exceeds the car standard and safety requirements.

The Safety Inspector will check the following on **ALL Entrant vehicles**.

1. All vehicles must have at least 2 seats (driver & passenger seat)
2. Basic safety checks of the vehicle including:
 - Brake Lights
 - A legal amount of tread on the tyres.
 - Battery Clamps.
 - No Fuel or Oil Leaks.
 - All Wheel Nuts Secured Firmly
 - Front & Rear Brakes (Rear Brakes are required for cruising sessions, exceptions only for Burnout Only Entries)
3. Seatbelts must be fitted and in good working order.
4. Cars must have 4 wheels, and open wheel style vehicles must be road registered/registered to drive on public roads.
NB. A seatbelt is compulsory for all drivers and passengers going out on to the track. NO exceptions. If your car didn't come with seat belts and you haven't fitted any, it won't be allowed on the track.
5. Noise emission must not exceed 95dBa. (Exceptions do apply to some cars, please call for info)
6. No holes in firewall
7. Powercruise recommends against the use of wheel spacers and/or similar products
8. The starting of any vehicles engines using primer bottles (bottle of fuel squirting into the induction system of an engine) of any kind is strictly prohibited. Anyone who needs to start their car this way will have to redesign their car to start without a primer bottle
9. Powercruise recommends the owner/driver of any convertible cars has/uses roll over protection
10. No body damage or structural rust
11. Windscreens must be in road legal condition

All entrant vehicles must be registered unless previously approved by Powercruise Promotions.

b) Extra Safety Inspection For Competition Event Vehicles

The safety inspectors will also be checking the following on ALL Competition Event Vehicles

1. Safety equipment for competition events – Neck to wrist to ankle non-flammable type clothing, an approved helmet & closed in footwear. **(NO NYLON CLOTHING)**
2. No hub caps, wheel trims or wheel weights
3. Tyres must be in good condition. No recapped tyres or retreads. (Re-grooved slicks are permitted)
4. There must be no loose objects in the vehicle or boot space.
5. The Off-Street Racing event requires that you have a tread pattern on your tyres.

c) Roll Cage Rules and Information

NEW RULES relating to roll cages in cars for cruising at Powercruise. If your car does NOT have a roll cage, then this does not apply to your car.

Any car fitted with a roll cage no matter if it's CAMS, ANDRA or any other approved method must have roll cage padding on all metal surfaces that are above the dash line of the car; in other words, wherever a person's head might impact in the event of an accident will require roll cage padding fitted. Soft padding MUST be used and must be about 10mm thick and secured to the metal bars. Drag racing approved SFI padding is not permitted and it's designed for a helmet to hit it. Please also take note of the drawing below. If your vehicle is fitted with a cage that extends through the rear passenger area (as shown by the red lines) you are not allowed any passengers in the rear of your vehicle whether they have the required seat belts or not. If your cage follows the roof line of your vehicle please see the rules regarding seat belt requirements below.

NEW RULES on seatbelts in cars fitted with roll cages now apply.

1. If your car has a roll cage and you wish to take 3 passengers in the back, all 3 back seat passengers must be fitted with a Lap Sash seatbelt- that is, a seatbelt that secures you across your waist and from across your shoulder.
2. If your car has a roll cage and only the 2 seats on the side of the car are fitted with Lap Sash seatbelts, then you're OK to cruise with passengers in those seats only .
3. If your car has a roll cage and only the middle seat is fitted with Lap Sash seatbelts, then you're OK to cruise with a passenger in that seat only.
4. If your car has a roll cage and your seats in the rear have LAP Belts only, then no one is permitted in the rear of the car. The main point here is if you have a cage, then you're going to have a taxi bar and/or cross over the top bar fitted.
5. We cannot have anyone in the back seat of a vehicle with a roll cage that does not comply with the above seat belt regulations as, in the event of an accident, the rear seat passenger might hit their head on the taxi bar if they only have a LAP BELT on, so anyone in the back of a car fitted with a roll cage must always have a full Lap Sash seat belt fitted or they will not be permitted to go out in the cruise session

**See diagram at the back of this event guide*

4. PAPERWORK DONE, STICKER AND ARMBANDS DONE, SAFETY DONE

a) What Next?

Just A Short Drive To Powercruise At Queensland Raceway

Follow the signs out of Willowbank Racing Drag Strip; you're now on your way to Queensland Raceway to be a part of Powercruise. Follow the signs to the Entrants Gate at Queensland Raceway. Great...you're just about in!!

5. COMPULSORY DRIVERS BRIEFING

a) Compulsory Drivers Briefing for ALL Drivers

All entrants that are driving a vehicle on the racetrack will need to sit and watch a 5 minute Drivers Briefing DVD on what you can & can't do in regard to safety and appropriate driving behaviour while cruising the racetrack. The Drivers Briefing Room is located the base of the Queensland Raceway Control Tower behind the "Official Powercruise Merchandise Stand" and it is the only place you will be able to get a Drivers Briefing Armband. (check map for directions)

At the completion of the Drivers Briefing DVD, please present your current drivers licence AGAIN as proof of ID to receive your Track Access Armband.

6. YOU'RE ALL SET TO GO.....WHAT WOULD YOU LIKE TO DO FIRST?

a) Options.....Options.....Options

What would you like to do first?? There is that much happening you can choose to:

- Check out the program to find out what, when & where events are happening
- Familiarise yourself with the marshalling map to find out where to line up for cruising & events
- Watch other Powercruise Entrants out ripping it up on the racetrack
- Get your mates & family "Passengers Armbands"

All passengers who want to go on track with you in the cruising sessions MUST be at least 13 years of age and each passenger MUST HAVE a Passenger Armband. Passenger armbands are available from the official Powercruise Merchandise Stand. All passengers must fill out an indemnity form and provide photo identification for a Passenger Armband will be provided. (Passenger Armbands DO NOT entitles that person to drive).

[See Section 17](#) – Passenger Armbands.

7. TIME TO HIT THE RACETRACK

a) How The Powercruise Sessions Work

Get yourself to the marshalling area (check map for directions) Entrants cars that are already lined up in the marshalling area will be directed to file into pit lane ready for their session on the racetrack. Once officials have sighted your **Entrant sticker, Safety Inspection Passed Sticker** and **Entrants & Drivers Briefing Armband**, you will be let out onto the track with the Powercruise Pace Car for a sighting lap. After this lap, the Pace Car will either leave the track or allow you to overtake it. From here on you will be permitted to cruise & race your mates around the V8 Supercar racetrack for a period of approx 20 minutes.

During this time, a further 60 to 80 cars will be directed to line up along pit lane to wait for the current session of cruising to finish before they hit the track for their 20-minute Powercruise session.

At the completion of your cruise session, you will be directed to exit the track by Powercruise staff. From here you can either go to your camping area or back around to the marshalling area to line up again if time permits.

Marshalling for the cruise sessions will be stopped 40 minutes prior to the next scheduled Powercruise driving event to allow the last group of the session a full 20 minutes on the racetrack.

Drivers will be randomly breath tested ALL weekend – 0.00 Blood Alcohol Limit for all Drivers

b) Marshalling for Competition Events

Entrants wishing to enter the practice sessions for any of the Competition Events will have to line up exactly the same as above. When the cruising sessions are nearing the allocated finish time, the marshalling area will be opened for the next event that is listed on the program. Signs on the marshalling gate will show you what event is being allowed into the marshalling area at that time & the Powercruise Commentators will also make announcements calling for entrants to go to the marshalling area for the scheduled driving event.

There are plenty of lanes and each lane will be filled and emptied in their order. Powercruise staff will be on hand to ensure this runs smoothly, so keep an eye & ear out for directions.

8. WHAT HAPPENS IF I DO THE WRONG THING ON THE TRACK?

a) Rules Are Rules

There are a few basic safety rules that must be adhered to by all drivers at Powercruise events and these rules exist for your safety, the safety of your passengers and for the safety of Powercruise spectators.

They are not flexible, and neither are the officials on the track.

- Failure to observe the safety rules may result in exclusion from the cruise session.
- The Clerk of the Course is the guy in charge of the track activities, and he will receive reports from trackside observers. If you break any safety rules while you're driving on the track, your Entrant Number and Vehicle Licence Plate Number will be recorded. If you "play up" too much, a senior Powercruise official will have your Track Access Armband removed.
- If you are excluded from a Powercruise event or cruise session, you WILL NOT receive a refund of entry fees.
- You may also be excluded from being an entrant at future Powercruise events for serious safety breaches.

b) One Chance Rule

Depending on the seriousness of the safety rule breach, Powercruise will be employing a **One Chance Rule**.

If you're pulled over for doing something silly, **your Driver Briefing Armband will be taken from you** and you will be required to take part in the Drivers Briefing again before you are allowed to return to the racetrack.

If you still don't get it and you are removed from the racetrack AGAIN, you will become a spectator as **dangerous driving and bad behaviour on the racetrack won't be tolerated**. Depending on the level of your behaviour you may be placed on a 12 month ban or a lifetime ban.

There is a simple way to avoid this happening. Watch the Drivers Briefing DVD and follow the instructions.

Motorsport is Dangerous and the rules we employ during the cruise sessions are there for the safety of all entrants and their passengers. The rules are explained in detail at the compulsory Drivers' Briefing so if you have any questions at all about the limits that have been set do not hesitate to ask and have the rules clarified for you by the Clerk of the Course.

9. OFFICIAL RULES FOR CRUISE SESSIONS & COMPETITION EVENTS

a) Powercruise Cruise Session

Powercruise has hundreds of streetcars cruising the racetrack and Entrants will have plenty of cruising time over the weekend. There will be heaps of opportunities to go out and toast each other and every other 4-cylinder, 6-cylinder, rotary, V8, supercharged, big-blocked, gassed-up or turbo-charged streetcar that anyone dares to come along with.

There were a few people that felt the need to stop and do burnouts and donuts at the last events and it's not a good idea because it increases the risk of accidents occurring.

Cruising the track is just that.... Cruising the track with a carload of your mates having a few runs against some of the toughies is fine. Small Powerskids are ok but you cannot produce too much smoke because the people behind you won't be able to see where they're going. If your Powerskid produces too much smoke it may be deemed to be a burnout and could see the end of your weekend. So get with the program, look out for others and watch for the chicanes as they'll be set up to keep the traffic flowing so there are no hold-ups.

The Event Program will let you know when you can cruise the track and the Powercruise Commentators will announce the event start times. Once you hear the announcements, you can proceed to the marshalling area. Please don't line up before the planned starting time, as this will only cause congestion around the pit areas.

Whilst you're out on a Powercruise session, if your car plays up and you can't get to the track exit, try to get yourself & your car into a safe area away from the racetrack... but DO NOT pull over to the side of the racetrack and get out to fix it. If you do this, we will remove your drivers briefing armband and we will have to pull every car in the Powercruise session back into Pit Lane until you have been safely moved. Just remember if you stop on the side of the racetrack, it could be you holding up 300 cars that should be out cruising. Powercruise spotters are all around the V8 Supercar track and will send assistance if you require it. So DO NOT get out of your car while on the track... unless it's on fire!

If you follow the simple rules below, you are sure to have a great time at Powercruise.

- Most drivers will be breath tested before being allowed on the racetrack.
- The blood alcohol limit is 0.00 (Zero!)
- The driver and all passengers of the vehicle are required to wear seatbelts at all times.
- The cruise is not a competition event. The driving events are where you can cut sick so...
NO BURNOUTS NO DONUTS NO STOPPING NO DRIFTING
- All cars must reduce speed to go through the chicanes in single file.
- Please obey the 10km/hr speed limits entering and exiting the track. Remember there are kids & families in the pits so we will not tolerate any speeding, burnouts, or any turning of your tyres in the pits. If you do, you could have your driver briefing or your entrant armband removed.
- Safe overtaking and small "Powerplays" are encouraged within reason... Use common sense.
- If you are behaving in an unsatisfactory manner on the racetrack, you will be directed from the track by an official who will let you know what you were doing wrong... That is assuming you don't know.
- Stay near your car while you are in the marshalling area to avoid holdups. Tilt Trays are onsite.
- Allow room for your fellow entrants to merge and overtake on and off the racetrack
- Drivers and passengers are not required to wear helmets in the cruise but can if they feel it's necessary.
- All cars participating in the cruising on the track must have matching wheels and tyres. The wheels on the back must be the same as on the front of the car. No burnout tyres or rims permitted in the cruising sessions.

What IS NOT allowed in the cruise sessions...

- NO STOPPING
- NO DRIFTING
- NO BURNOUTS
- NO DONUTS
- NO CUTTING IN AND OUT OF TRAFFIC ERRATICALLY
- NO STATIC BURNOUTS
- NO DRIVING ON RIMS EVER (any damages caused to the track surface or venue by static burnouts, driving on rims or in any other way, will need to be paid for in full immediately)

What IS allowed in the cruise sessions...

- CRUISE YOUR CAR with your mates alongside the Toughest Streetcars just like the Good Old Days
- SHORT POWERSKIDS... no more than 30 metres. Remember the person behind you!!
- OFF-STREET RACE anyone you like safely between the chicanes
- DRIVE at a maximum speed of 130kph in the Powercruise Cruising Sessions

b) Powerskid Competition

As the name suggests, The Powerskid Comp is all about showing off your vehicles horsepower and your ability to use the power to toast the bags off the tyres for the longest distance while only using the brake pedal to keep the car under some sort of control. The start line will be along the Main straight and Entrants will have the next 500m to show us what they're made of.

At some events, there are **2 separate classes** for Powerskids, **Naturally Aspirated & Forced Induction**

The Powerskid Competition will be judged on

- Distance achieved while the rear tyres are spinning at a faster rate than the front tyres
- Quantity of smoke produced over the length of the Powerskid
- Driver talent in controlling the car
- Raw horsepower & engine revs
- No brakes to be used to slow the car during the Powerskid
- No drifting or static burnouts during the Powerskid
- Burnouts of any kind are not permitted in the staging area as it will be deemed warming the tyres and you will be disqualified.

For example – If two cars Powerskid for 200m, and one stops producing smoke at 100m but is still spinning the rear tyres at a faster rate than the front tyres at the 200m mark and the second car is still producing smoke at the 200m mark; the car producing smoke & spinning the tyres will score more points than the car not producing smoke for the entire distance.

Here is a tip. You can run slicks on your car and cut some grooves around or across the tyres if you like. This way, you will have a tread pattern on your tyres, and you won't be running straight slicks. You will have an advantage of soft rubber but remember, they will turn easier being cold and you may lose the race to a normal tired car.

If you get it wrong in the practice session, don't worry, it is just practice!! You can keep going around for the entire session if you like. Come the finals, you will have one shot only & the above rules will be enforced.

c) Off-Street Racing Competition

The Off-Street Racing competition is a run what ya brung, no rules, (well not many anyway) heads up street race over approximately 200 metres. No timers, No lights... Just a man with a flag to start you. When the flag drops, you'll need to get the loud pedal to the floor as quickly as possible, and from there it is simple, the first guy over the finish line...wins!!

- You will race against whoever comes up next to you randomly. No queue jumping. An official may move you around depending on if any car is to receive a bye run.
- Cars can not have more than one bye run.
- Your tyres must have a tread pattern on them. You can use slicks and cut a tread pattern into them. There must be a minimum of 10 marks on the tyres wether around the circumference or across the tyre.
- At the start of each run your tyres must have the tread pattern, if you wear it off during the run, you will still be awarded the win but if you front the next round with no tread pattern, you will lose the next race.

- In the case of a rolling start, you will be lined up on a line. You will be motioned to start rolling towards the start line. It's up to the car that's behind to catch up before the line to make for an even start. The flag drops when the front car hits the line. If any car goes before the flag is dropped, they will be disqualified immediately and will be notified at the end of the race.
- If a car is rolling faster than another car, the flag will drop when the front car touches the line. The race will start then.
- After the race, the winner will receive a winner's card & must proceed immediately without diversion back to the line up area.
- Cars are not permitted to be refuelled and cannot carry fuel in the car in a container. You can have more than one nitrous bottle on board and the driver is allowed to change bottles. Tyres cannot be changed during the racing.
- Only one person is allowed to work on the car and that is the driver. No pit crew are allowed to touch the car. They can however bring you things like drinks and moral support. But your pit crew cannot be in the line up for the next round. You cannot run leads to the car to charge the battery either. The car must go all rounds under its own power and ability through to the final.

At some events there will be **2 separate classes** for Off-Street Racing:

(1) Slick & ET Radial Class &

(2) Pure Street Tyre Class.

So pick which class you want to race in, you cannot run in both classes.

Slick & ET Radial Class:

This class is an "all in" so whatever is outside of the Pure Street Tyre Class specifications can enter.

Pure Street Tyre Class:

Pure street tyres are categorised as: NO semi or slick tyres, or slicks that have been modified, NO ET Radials and NO soft compound rubber.

If you lose in the practice session, don't worry, it is just practice!! You can keep going around for the entire session if you like. But come the finals, the rules above will be enforced, and we continue until only one Off-Street Racer is left.

There will also be another element to the off-street racing at particular events where there will be an invite only group of pro street style cars racing with each other under the no rules banner. The only difference from the rules printed above will be there are no tyre rules. Cars can be refuelled, and other crew members are permitted to help out the driver on the car.

The only catch is that all cars must be in the line up to race when they are called. If they do not make it to the start line within a reasonable amount of time, the race will start without them and the winner will go through to the next round and the car that didn't make it to the line will be disqualified.

These races will be at the Brisbane, Sydney and Perth round of Powercruise. Please keep an eye on the event program for this tough as Pro Street Racing competition.

d) Burnout Competition

There are many different styles for doing a burnout. Some choose slow and smoky with not a lot of engine revs but have good control, while others choose fast and furious with high-speed entry into the donut pad and extreme engine revs with maybe not as much smoke.

Now we can't say what the judges will like, but history tells us that the judges will be looking at what the crowd goes off at and in the past, the fast and furious style has been successful for a lot of burnout competitors as the biggest crowd pleaser.

- The Burnout Competition will be judged on:
- Instant Smoke
- Constant Smoke
- Quantity of Smoke
- Engine Revs
- Driver Control
- Crowd Response
- Blowing Tyres (extra points allocated for blowing both tyres)

Up to you if you want to burn the back of your car to please the crowd however the fire marshals will be trying to stop you to put the fire out.

- No Static burnouts please.

You don't have to qualify for the Burnouts, just bring your best set of tyres with plenty of tread for the finals.

You will only have one shot & the above rules will be enforced.

e) **Drifting Competition**

The Drifting Competition will be held on the racetrack between turns 2 and 6 and the competition is open to vehicles from registered streetcars to purpose built drift cars. Cars will be let out onto the track at 20 second intervals for safety reasons. **Please note that Drifting is NOT permitted on the main straight.** The top 16 will be chosen from the practice session and will go into the final round with the winner decided after the 16 car battle is completed. Judges are experienced Drifters & Drift Officials from clubs around Australia so the judging is informed & fair.

f) **Half Hour Of Power (Refer to the program if this event is scheduled)**

The Half Hour of Power is the toughest cruising session ever held at Powercruise events. Only the best of the best, fastest streeters and other invited cars will get to cruise and race against each other in this event. Cars will cruise around the racetrack flexing their muscles showing off to the crowd. There will be plenty of tough races between all of the heavy hitters so scores are sure to be settled. So if you find a 'HP' sticker on your entrant sticker, consider yourself invited.

Rules... There is ONLY one... You must have treaded tyres. That's it! Nitrous, Superchargers and Turbochargers are all welcome especially green HQ's with monster Turbo's.

g) **Dyno Shootout (subject to attendance)**

The Dyno Shootout Competition is open to all types of vehicles including 4 cylinder, 6 cylinder, rotary, V8, supercharged, nitrous & turbo-charged street cars. Operating times will be displayed at the sign on area. The aim of the game is to make more power than everyone else in your class. Go hard or go home is the order of the day in this event.

Basic Rules

- Entrants only allowed within the Dyno enclosure (No Mates)
- Only 2 People allowed in the car. (Dyno operator and the Entrant)
- No Passengers and No People weighing down the car
- Street tyres only and 3 runs only.
- Feel free to pay another Dyno Entrant Fee for another 3 runs if you choose but you must exit the Dyno & re-enter the line up
- Dyno entrant forms to be filled out & paid for before the car drives into the Dyno enclosure
- Large nitrous systems at the operators discretion
- Only entered vehicles can go on the dyno – no spectators cars.

NOTE: Entrants can only enter one (1) class for the Dyno Shootout. If you pay for 2 entries, you can enter a different class if you desire.

h) **Show And Go**

The Show and Go is as always an integral part of Powercruise and so we have now added another category for Competition Cars. Seeing how Powercruise is more of a drivers event and therefore attracting more of the Pro Street style cars out of their garages, it is only fitting that we throw a few trophies their way and by adding this category to the Show Class and Street Car Class, there will now be something for everyone's tastes.

The Show and Shine will be conducted in the Paddock area between the paddock garages and the pit lane. The Powercruise Judging Team will be on hand to give directions to the best position for your vehicle. The judges will sign your entrant sticker once they have judged your ride.

10. CARPORTS AND GARAGES

Carports & Garages are available for hire to Powercruise entrants at the venue, these are sold on a first in first served basis. Each Carport holds 1 car and comes with 1 Pit Lane Access Sticker, and each Garage holds 3 vehicles and comes with 3 Pit Lane Access Stickers. The Pit Lane Access Sticker allows that vehicle direct access to pit lane for the cruise sessions without having to line up in marshalling. For safety reasons you cannot store fuel in your garage. Please do not BBQ inside your garage, please BBQ out the front or back of your garage.

Carport owners please note that you cannot park your car in front of your carport, the lane in front the carports is fast lane for Pit Lane Access cars so please don't block this lane. Please also remember that Pit Lane in ONE WAY, if you need to exit pit lane, please drive up the fast lane and exit to the left.

Please note that the area in front and behind the garages is not allocated to garage holders as this is a main traffic & spectator thoroughfare, please keep all gear etc inside your garage and keep the laneways open. Support vehicles are not permitted to park behind garages. All Support vehicles/trailers must be left in the designated support vehicle & trailer parking areas, please check your map for location. Anything that you bring into your garage also needs to go home with you, so please take any tyres, rims, fuel drums etc home with you. Garages will be supplied door down with no locks, if you want to lock up your garage please bring your own padlock. Any

damage found in any garages will be billed to the entrant that hired the garage. Garage & Carport fees do not include the event entry fee or camping fees. All vehicles using carports or garages must go through the standard process of completing an entry form and submitting it to Powercruise. Any garage or carport transfers to another entrant/car must be transferred through the Powercruise office at least 1 week before the event, some transfers can be done on the day at the accreditation office only if both the garage/owner and recipient are both present at the event. For any transfer enquiries please call the Powercruise office before the event.

11. VIP ENTRY (IF AVAILABLE)

The VIP Entrant Package is the ultimate way to enjoy Powercruise, enjoy the freedoms of unlimited track cruising that a garage or carport with their Pit Lane Access stickers offer, once garages /carports are sold out.

VIP Entry can be pre-purchased in the lead up to an event or upgraded at any stage in the lead up to the event (including on the day) in the instance where regular Powercruise entry has already been purchased.

VIP Entrant Packages can vary from event to event, so please refer the VIP booking form or online entry form for the VIP Package inclusions for your selected event.

After we have received your VIP Entry & Payment, one of our Powercruise team members will contact you via email to provide you updates leading up to the event to make sure you know where you are going on the day.

VIP's will also receive a VIP package mailed to them prior to the event with everything you need for the event.

On arrival to the venue, if you cannot find your way, call the number provided for your VIP Liaison. They'll either meet you or guide you over the phone if you are unsure of how to get in or where to go. VIP Entrants receive priority Accreditation & Safety Inspection at our dedicated VIP tent with dedicated VIP staff. Where possible, we provide entrants with space for their entered vehicle and a support vehicle (refer to your package) however this space cannot be guaranteed and is subject to change depending on the venue, the amount of VIP Entrants or any other contributing factors that Powercruise event management deem fit.

VIP Entrants enjoy their own private VIP access to the track at the front of the cruising line up meaning maximum track time over the course of the event. They also enjoy front-of-the-line access to competition events such as the burnouts, drifting, powerskids and off-street racing.

VIP Entrant's vehicles are still subject to the safety inspection and safety standards as other entrants, and VIP who wish to camp on site are subject to the requirements of other entrant and spectator campers.

VIP Packages are non-refundable, but are transferable to another person through the Powercruise Office. Please make yourself aware of the exact terms and policies at the time of purchasing.

12. ENTRANTS CAMPING

Entrants Camping is not included in the Powercruise Entry Fee. Entrants wishing to camp must pay the Entrants camping fee on the entry form and this will allow the entrant to camp all weekend, we do not offer a per night camping option. Camping is available around the track in the designated camping areas. No open fires are permitted but gas BBQ's & cookers are allowed. **BBQ / GAS COOKERS ARE NOT TO BE USED INSIDE GARAGES.**

Public showers are available for all Entrants. If you are a Powercruise Regular, camping locations and rules have changed due to Covid Restrictions, please follow signage at the event and watch the Powercruise website for updates and further information! Camping Map at the end of this document

13. TERMS AND CONDITIONS OF ENTRY

All drivers must be a minimum of 18 years of age and hold a drivers licence. Learner's permits are not permitted.

Once an Entry Form and payment are submitted to Powercruise, your entry cannot be transferred to another Entrant/Driver, another event or to credit. Entrants are permitted to change the entered vehicle at accreditation, but once through accreditation and safety check, the car cannot be changed. Entrants are permitted to drive other entered vehicles. Your vehicle, current drivers licence must be presented at the Accreditation Office. All vehicles will undergo a safety inspection. It is still the responsibility of the owner of the vehicle to ensure that the vehicle is adequately prepared for the event. This includes but is not limited to steering, brakes, "especially pads and fluid" and brake lights, battery clamps and all other safety equipment fitted including seat belts windows etc all shall be in excellent working order. For unregistered vehicles entered or failure to obtain the extension for QLD Registered Vehicles will result in the driver being personally responsible for all costs associated with injuries sustained by their passengers in the event of an accident.

Powercruise is an alcohol-free event. The only acceptable blood alcohol reading for entrants at Powercruise is 0.00. Random breath testing will take place throughout the event. Entrants are required to wear enclosed shoes while driving on the track. For competition driving events including Off Street Racing, Drifting, Powerskids & Burnouts, all entrants are required to wear helmets, enclosed footwear and non-flammable clothing with full coverage from ankle to wrist to neck. All Entrants/Participants are required to follow all Powercruise Staff and/or Official's directions promptly and to full compliance. Powercruise strongly recommends anyone who is pregnant, not participate in any on track activities in any way, and to seek their own medical advice.

Due to the contract terms between Powercruise Promotions and the venue, the venue will always be open and the Powercruise will always go ahead. The Event will never be cancelled or postponed due to rain or any other reason. Powercruise offers discounted rates with cut off dates so to make it more affordable for everyone. By pre entering you understand that you have paid a discounted fee and therefore understand the following conditions apply. A refund of entry fee less a \$40 administration fee will be given if the entry is withdrawn in writing 14 Days prior to the commencement of the event. ViP Entry, special event, promotional, limited or partial entries are non – refundable. Full price entries are accepted online and on the day at the entrant's discretion and there will be no refunds due to inclement weather, broken down vehicles or for any other reason. Any pre-entrants that do not attend the event for any reason understand that they have willingly forfeited their entry fee and there will be no refund and they are not transferable. All Purchases are to be paid in full upfront and all sales are final and not contingent on any other factors. The entry fee includes entry to the event for 1 driver and 1 vehicle for all events except the Dyno Comp & overnight camping. Camping and the Dyno comp may incur an additional fee. For an entrant to be eligible to compete in competitions for prize money/prizes they must have a paid an entrant fee, any unpaid entrant fees will be deducted from any prize monies won at the full on the day entrant fee.

All Entrants, Drivers and/or Vehicles are accepted at the discretion of the promoter. The promoter has the right to terminate my participation in the event at any stage for whatever reason he and/or she sees fit. Entrants who have had all armbands removed due to their misbehaviour on or off the track must take responsibility for their actions and there will be no exchanges or refunds. Irrespective of the number of entries submitted or cars entered, each person will only receive a maximum of 2 driver briefing chances. Upon Entering Powercruise your email address will be added to our E-newsletter database, if you do not wish to receive E-newsletters from us please let us know. By entering this event you agree that Powercruise may use photographs or video footage taken of yourself or your vehicle during the event for publicity purposes including DVD production, television commercials, merchandise or for future Powercruise events promotion with no eligibility for compensation. If you are another event promoter copying our terms and conditions because you are too lazy to write your own, you are a loser. Powercruise reserves the right to alter, extend, delete or change the event, event/venue layout, and/or event program which in some circumstances may reduce activities without notice for any reason, including inclement weather, including but not limited to ending scheduled cruise sessions early if there are not enough cars on track or misbehaviour.

Any damages caused (wilfully or unwilfully) to any property belonging to anyone including but not limited to, racetrack walls, track surface, safety barriers, fences & signage in the event of an accident, must be paid for. The vehicle/vehicles in question, and/or any prizes/prize money will be retained as collateral until full payment is made. Entrants are responsible for their actions on and off the track at all times. Police may be involved if required. Powercruise Insurers cover personal Injury but not property. Any antisocial or violent behaviour by anyone inside the venue will not be tolerated; this will result in you being evicted from the venue and reported to the police if necessary, with no refunds. Fraud of any kind at Powercruise will not be tolerated, including any manner of false pretences, misleading, misrepresentation, fraudulent identification, event accreditation, stickers and/or wristbands. Any fraudulent behaviour will result in immediate termination of your participation, exclusion from future events and be reported to the police. Any person caught driving/attempting to drive a vehicle on the track without the correct armbands or vehicles stickers will cause the entrant/vehicle owner to lose their driving privileges and all track access stickers will be removed from the vehicle. Entrants are responsible for their own, and their passengers actions/behaviour. Police may be involved if required. Any & all purchases, transfers and/or changes must be made through the official Powercruise website or Powercruise office, it is the entrants responsibility to make purchases, transfers and/or changes through the correct channels.

If your car breaks down on track, or requires towing for any reason, Powercruise staff/volunteers will tow/recover your car in good faith and will take all care possible when towing or recovering your vehicle, however Powercruise Staff and Volunteers take no responsibility for any damage that may occur during this process, or at any time at Powercruise. Powercruise Entrants should educate themselves in proper towing procedures. Only approved Powercruise Staff/Volunteers will conduct vehicle tows/recoveries from track, by entering Powercruise you accept the risks involved with towing or recovering your car. Entrants are not permitted to arrange their own tows/recoveries from the circuit enclose. Refusal to be recovered or continued/excessive recoveries of the same car is considered intentionally wasting track time and resources and may incur a fee or termination of your participation.

Anyone who performs a donut on track and/or pops a tyre on track whether intentional or unintentional at any time for any reason during cruising must be aware that this is considered dangerous no matter the circumstances and may result in all driving privileges being instantly revoked without warning for the remainder of the event and a temporary or permanent ban.

By submitting an entry form and/or participating in anyway, you acknowledge and agree to all Powercruise Terms and Conditions of Entry outlined on this entry form and the Powercruise Website, the Waiver, and the Powercruise Event Guide. By signing this entry form you agree to adhere to all rules outlined on this entry form, the Powercruise Website, the event guide and the drivers briefing video and agree that failure to abide by rules may result in driving privileges being revoked without warning as well as temporary or permanent ban.

14. CANCELLED ENTRIES

Cars break, parts don't turn up, engine builder moved to Perth, your other girlfriend is now pregnant and unforeseen circumstances do happen believe us, we have heard them all. So, what are your options?

- Change your car details to your other car or daily driver or to a mate's car so you can still get out on the track for some awesome fun. You can change the entered vehicle, but you cannot change the driver on the entry.
- Got no other car to drive? Then transfer your entry to a spectator pass or passes. For example, you paid \$150 entry fee to enter your car, and spectator day passes for that event are \$30, then we will give you day passes to the same or close to value of what you spent with us. So in this case you'd get sent 6 day passes. Or you can exchange to a weekend pass and a day pass. This way you still get to come in and watch and you're not completely out of pocket. Please contact our office before the event to request this or the entrant can do this in person at the event at the Accreditation office. Please note credit or spectator tickets cannot be transferred to another event.
- Not able to come at all? Don't have any friends you want to give or sell your passes to? That is a real bummer. A refund of the entry fee less a \$40 administration fee can be given**. We must receive the withdrawal of your entry from you (not your mum or your mates) in writing, either by email or post before the final cut of date which is advertised on the entry form which is also 2 weeks before each event. (ViP Entry non-refundable)

No refunds will be given for any reason from 2 weeks prior to the event. There are NO refunds for garages and carports for any reasons however they can be transferred or sold to another entrant. Entries are not transferable to anyone or to other events, so you cannot change the entered driver or transfer your entry to a mate.

VIP entrants have a little more flexibility in you can transfer the whole VIP deal to another driver, you can sell it or give it away to another driver with a different car. If you do not have that option, then we will give you credit at that specific event to use however you like whether its 4 entries for your mates and 5 shirts and 2 hats and a P sticker up to the value of what your VIP deal cost you.

(**Not available on VIP Entries. VIP Entrants please also refer to the VIP Package you purchased for options.)

Either way all the above options mean that we don't need to keep your money, we are happy to see you getting value for your money in the best options as stated above, and you can always call our office to work out the best way for you to get what you can for the fees paid if your circumstances have changed.

15. DECLINED ENTRIES

Yes we do have a banned list, and if you did the wrong thing at the Powercruise event, either on or off the track you may find yourself on this list. Bans will be 12 months up to a life ban depending on your behaviour. We will not notify you if you have been added to the banned list, you're an adult and you'll know if you did the wrong thing...

Alternatively, your car may be declined if it does not meet the Powercruise Requirements or standards, if your car is declined for this reason you will receive a full refund prior to the event or at the time of entering if entering on the day. It is important to provide quality and up to date images of your car when entering online. If you have any questions about requirements, please call 0407 172 413.

16. SPECTATOR TICKETING AND CAMPING

a) Where To Get Tickets

Spectator's Day tickets are available for purchase from the Powercruise website – **www.powercruise.com** or they can also be purchased at the gates during opening times. Only Cash sales are available at gates. Powercruise Spectator Tickets are not refundable or transferable, please chose carefully at the time of purchasing

b) Spectator Camping

Camping is only available to spectators who purchase a 4 day Season + Camping pass. Camping tickets are a flat rate for all nights, we do not offer a per night camping option. Spectator Camping is available onsite and once the camping spectators are in and set up, their vehicles must not be moved until they are leaving the venue.

If you chose not to pay to camp, you will need to leave the venue and the camping areas at the public closing times (11.00pm). Those found after closing time without the correct arm band will be required to pay an upgrade fee applicable to a 4 day Season + Camping pass. Public showers are available for all 4 day Season + Camping ticket holders.

17. PASSENGER ARMBANDS

All passengers who want to get on track in the cruising sessions MUST be at least 13 years of age and each passenger must have an official Powercruise passenger wristband. Official Powercruise passenger wristbands are available at the Powercruise merchandise stand at the event. All passengers must complete the Powercruise passenger waiver form and pay the \$5 fee, once this is done Powercruise staff will issue you a Powercruise passenger wristband. Please read carefully below to ensure you meet the requirements:

All Persons 18yrs of age and older MUST provide Photo ID and fill out and sign the indemnity form, pay the \$5 Fee and a Passenger Wristband will be provided. No matter your age, No Photo ID = No passenger wristband.

Persons 13 years of age and over, but younger than 18 years of age must have a PARENT present to sign the indemnity form on their behalf. Powercruise staff need to sight both the parent's and the child's photo ID which must also show the child's date of birth. Powercruise staff will also request to sight the Medicare Card listing both the Parents and Childs Names as proof of relationship. Powercruise reserve the right to request further identification or documentation if the requirements are not satisfied. Powercruise staff will only accept the legal parent to sign on behalf of a minor to be a passenger – we will NOT accept other family members, step parents, day carers/guardians, neighbours, family friends etc. Passenger wristbands can only be issued on the day at Powercruise. We do not accept notes, letters or permission via phone from parents if they cannot attend – Both the Parent and the Minor must be present at the event at the same time to complete the paperwork under the instruction of a Powercruise Staff Member. Once both the parent and the child have completed and signed the indemnity form and paid the \$5 fee, a passenger wristband will be provided.

Persons 12 years of age and younger are unfortunately too young and cannot be a passenger in a vehicle at Powercruise. Admission is Free for Kids 12 & Under

Powercruise Passenger Rules & Requirements are not flexible or negotiable. Passenger Wristbands do not entitle that person to drive. Event Admission is additional to Passenger \$5 Fee. Passengers are not permitted to ride in cars during the competition driving events, only during the cruise sessions. Helmets and safety gear is not required to ride in a car during the cruise sessions, but passengers are required to wear a seatbelt at all times. Powercruise strongly recommends anyone who is pregnant, not participate in any on track activities in any way, and to seek their own medical advice. All passengers must be suitably restrained to the satisfaction of Powercruise Staff and Officials. All Passenger Wristbands are issued at the discretion of Powercruise Staff and Powercruise Staff reserve the right to decline or retract passenger wristbands at their discretion at any time. Passenger wristbands must be kept on for the duration of your time at the Powercruise Event. Any cut or tampered wristbands are null and void and will be confiscated without discussion.

Passenger sign on will also be available at the Powercruise Accreditation Office at the event for any parents that are attending just to sign their child up, the accreditation office is located outside the venue so this can be done without parents having to go into the event and pay admission – call Powercruise on 0407 172 413 for more information or if you can't find the Accreditation Office.

If you have ANY questions about being a Passenger at Powercruise please call us on 0407 172 413 before the event and we'll be happy to answer your questions

18. TYRE CHANGING FACILITIES

Please check the Powercruise website www.powercruise.com for more information on Tyre Changing Facilities at Powercruise.

19. FUEL

Fuel is currently not available at Queensland Raceway. The closest available fuel is the Matilda Service Station at Amberley approximately 5km north of the circuit. No Fuel is to be stored in Garages.

20. ALCOHOL

a) **Powercruise IS an Alcohol-Free Event**

Powercruise is an alcohol-free event, alcohol will not be sold at Powercruise and you are no permitted to bring any Glass or Alcohol into the Raceway or Spectator Areas. Security will be checking vehicles at Powercruise and at the entry gates, any alcohol found will be confiscated and WILL NOT be returned.

b) **0.00 Blood Alcohol Limit for ALL Drivers**

Your blood alcohol level can be affected by the amount of alcohol you have consumed the night before. If you are unsure, walk up and have your breath tested. Officials will conduct random breath testing of people driving vehicles at Powercruise. Police may arrest you if you are caught driving a motor vehicle whilst under the influence of alcohol.

21. POWERCRUISE MERCHANDISE

a) The Coolest Car Show Apparel on The Planet

A cool selection of Powercruise Merchandise will be available including Shirts & Singlets for guys & girls. Caps, Stubbie Coolers, and our new range of kids t-shirts.

b) EFTPOS

Cash outs will be available inside the venue at the Powercruise Merchandise stand. A minimum purchase is applicable. Please note that EFTPOS sales WILL NOT be available at the ticketing gate.

22. FEEDBACK

Powercruise Promotions welcomes feedback that you may have about Powercruise events that you have attended. This will help to make Powercruise even better. Please send written comments to PO Box 471 Paradise Point QLD 4216, email to info@powercruise.com or call us any time on **0407 172 413**.

23. NOT PERMITTED AT POWERCRUISE

- No Alcohol
- No Glasswear
- No Open Fires
- No Bad Attitudes
- No Pets
- No Pegs Through
- No Driving on Rims
- No Static Burnouts Ever
- No Pit Bikes Or Mini Bikes
- No Skateboards Or Hoverboards
- No Riding In The Back Of Utes, Tailer Etc.
- No Burnouts, Speeding Or Dangerous Driving In Pit - Ever

24. POWERCRUISE #90 PRIZE MONEY AND TROPHY LIST

SUPERCHEAP AUTO POWERCRUISE #90 QLD TROPHY, CASH, PRIZE & RESULTS LIST

Burnout Competition

Top Judged Burnout Champion	Supercheap Auto	Trophy	1	\$1000
Crowd Favourite	Supercheap Auto	Trophy	1	\$500
Top Ten Judged Burnout	Supercheap Auto	Trophy	1	\$200
Top Ten Judged Burnout	Supercheap Auto	Trophy	1	\$200
Top Ten Judged Burnout	Supercheap Auto	Trophy	1	\$200
Top Ten Judged Burnout	Supercheap Auto	Trophy	1	\$200
Top Ten Judged Burnout	Supercheap Auto	Trophy	1	\$200
Top Ten Judged Burnout	Supercheap Auto	Trophy	1	\$200
Top Ten Judged Burnout	Supercheap Auto	Trophy	1	\$200
Top Ten Judged Burnout	Supercheap Auto	Trophy	1	\$200
Top Ten Judged Burnout	Supercheap Auto	Trophy	1	\$200

Powerskid Competition

Top Judged Powerskid	Supercheap Auto	Trophy	1	\$500
Top Five Judged Powerskid	Supercheap Auto	Trophy	1	\$200
Top Five Judged Powerskid	Supercheap Auto	Trophy	1	\$200
Top Five Judged Powerskid	Supercheap Auto	Trophy	1	\$200
Top Five Judged Powerskid	Supercheap Auto	Trophy	1	\$200

Drifting Competition

Top Judged Drifter	Supercheap Auto	Trophy	1	\$500
Top Five Judged Drifter	Supercheap Auto	Trophy	1	\$200
Top Five Judged Drifter	Supercheap Auto	Trophy	1	\$200
Top Five Judged Drifter	Supercheap Auto	Trophy	1	\$200
Top Five Judged Drifter	Supercheap Auto	Trophy	1	\$200

Off Street Racing Competition

Off Street Racing Champion	McKern & Associates	Trophy	1	\$500
Off Street Racing Runner Up	McKern & Associates	Trophy	1	\$200

Show & Shine Competition

1st Place Show Class	Track My Ride	Trophy	1	\$200
1st Place Street Class	Track My Ride	Trophy	1	\$200
1st Place Competition Class	Track My Ride	Trophy	1	\$200

Show Class

2nd Place Show Class	Track My Ride	Trophy	1	\$50 Supercheap Auto Gift Card
3rd Place Show Class	Track My Ride	Trophy	1	\$50 Supercheap Auto Gift Card
4th Place Show Class	Track My Ride	Trophy	1	\$50 Supercheap Auto Gift Card
5th Place Show Class	Track My Ride	Trophy	1	\$50 Supercheap Auto Gift Card
Top Pre 48 Show Class	Track My Ride	Trophy	1	\$50 Supercheap Auto Gift Card
Top 48 to 86 Show Class	Track My Ride	Trophy	1	\$50 Supercheap Auto Gift Card
Top Post 86 Show Class	Track My Ride	Trophy	1	\$50 Supercheap Auto Gift Card
Top Paint Show Class	Track My Ride	Trophy	1	\$50 Supercheap Auto Gift Card
Top Engine Bay Show Class	Track My Ride	Trophy	1	\$50 Supercheap Auto Gift Card
Top Interior Show Class	Track My Ride	Trophy	1	\$50 Supercheap Auto Gift Card
Top Driveline/Undercarriage Show Class	Track My Ride	Trophy	1	\$50 Supercheap Auto Gift Card

Street Class

2nd Place Street Class	Track My Ride	Trophy	1	\$50 Supercheap Auto Gift Card
3rd Place Street Class	Track My Ride	Trophy	1	\$50 Supercheap Auto Gift Card
4th Place Street Class	Track My Ride	Trophy	1	\$50 Supercheap Auto Gift Card
5th Place Street Class	Track My Ride	Trophy	1	\$50 Supercheap Auto Gift Card
Top 48 to 86 Street Class	Track My Ride	Trophy	1	\$50 Supercheap Auto Gift Card
Top Post 86 Street Class	Track My Ride	Trophy	1	\$50 Supercheap Auto Gift Card
Top Paint Street Class	Track My Ride	Trophy	1	\$50 Supercheap Auto Gift Card
Top Engine Bay Street Class	Track My Ride	Trophy	1	\$50 Supercheap Auto Gift Card
Top Interior Street Class	Track My Ride	Trophy	1	\$50 Supercheap Auto Gift Card
Top Restored/Authentic Street Class	Track My Ride	Trophy	1	\$50 Supercheap Auto Gift Card
Best Innovation Street Class	Track My Ride	Trophy	1	\$50 Supercheap Auto Gift Card
Best Cruiser Street Class	Track My Ride	Trophy	1	\$50 Supercheap Auto Gift Card
Tough As Street Class	Track My Ride	Trophy	1	\$50 Supercheap Auto Gift Card

Competition Class

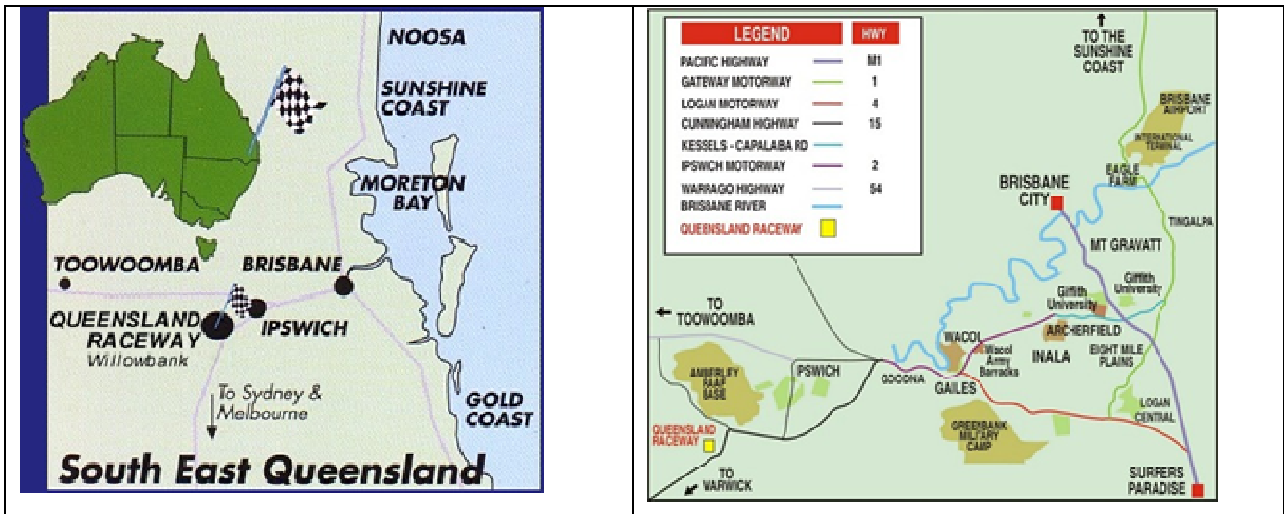
2nd Place Competition Class	Track My Ride	Trophy	1	\$50 Supercheap Auto Gift Card
3rd Place Competition Class	Track My Ride	Trophy	1	\$50 Supercheap Auto Gift Card
4th Place Competition Class	Track My Ride	Trophy	1	\$50 Supercheap Auto Gift Card
5th Place Competition Class	Track My Ride	Trophy	1	\$50 Supercheap Auto Gift Card
Top Paint Competition Class	Track My Ride	Trophy	1	\$50 Supercheap Auto Gift Card
Top Engine Bay Competition Class	Track My Ride	Trophy	1	\$50 Supercheap Auto Gift Card
Tough As Competition Class	Track My Ride	Trophy	1	\$50 Supercheap Auto Gift Card
Top Engineered Competition Class	Track My Ride	Trophy	1	\$50 Supercheap Auto Gift Card

Miss Powercruise

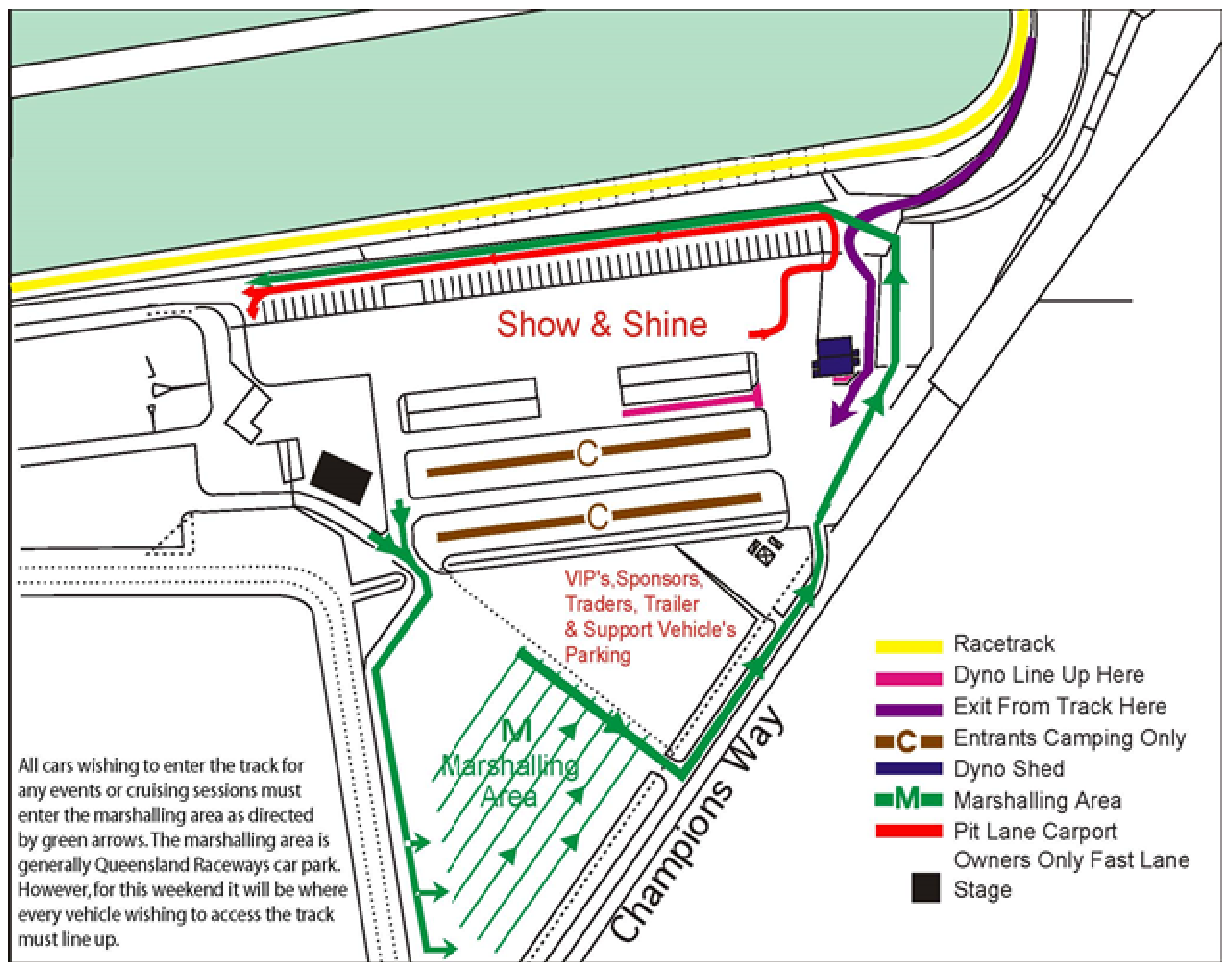
Miss Powercruise Winner	Supercheap Auto	Trophy	1	\$250
-------------------------	-----------------	--------	---	-------

25. MAPS AND DIAGRAM

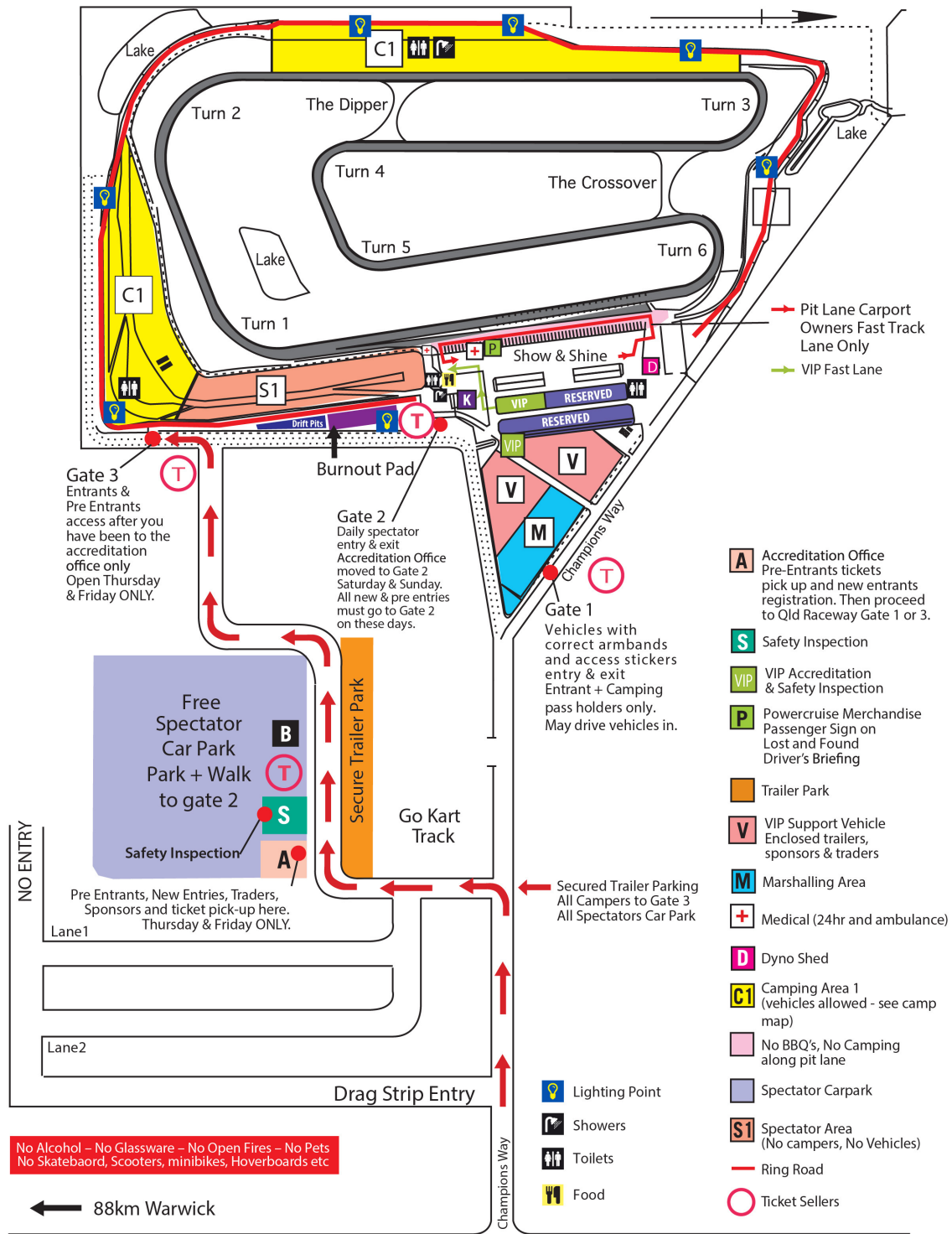
a) QLD MAP



b) Marshalling Map



c) Venue Map



QLD RACEWAY BRISBANE

d) Roll Cage Padding Diagram

